

## PROTECT PRODUCTS WITHOUT INTERRUPTING PRODUCTION



The SF-400B Partition Inserter loads corrugated partitions into open cases on the line, replacing manual placement. Each insert is positioned to the same depth and orientation, allowing products to load into uniform compartments and remain separated through packing, transport, and sealing.

### Key Features:

- Full paper control from magazine pick through insertion
- Accepts complex partition styles, including multi-cell and air cell designs
- Single-operator changeovers completed in minutes
- Interchangeable T-Tooling preconfigured to the partition style for fast changeovers
- Motorized magazine and conveyor adjustments from the HMI

### Specifications:

- Designed for lower-throughput lines up to 25 cases per minute
- Handles solid fiber and corrugated partitions, including mixed heights
- Compatible with all standard partition locking styles
- Allen-Bradley servo drives and motors throughout the machine
- Lexan guarding with anti-intrusion switches and redundant head safety systems
- RFID access & time-stamped activity logging with KeyGuard Control®

**Snap the QR Code with your camera**

Learn More About the SF-400B Partition Inserter



## Let's Set Up a Time to Talk

Review your line layout and partition requirements with Wayne Automation. Call us to discuss whether the SF-400B is the right fit for your operation.



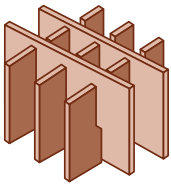
605 General Washington Avenue  
Norristown, PA 19403



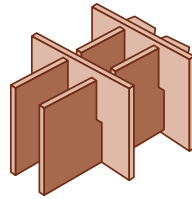
Call 610-630-8900  
Visit us online: [wayneautomation.com](http://wayneautomation.com)

## PARTITION TYPES

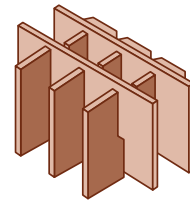
And many more.



**Multicell Partitions**



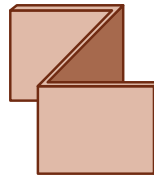
**End Air Cell**



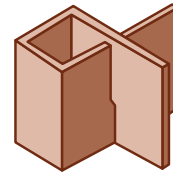
**Side Air Cell**



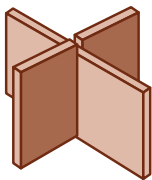
**Glued-In A-Partition**



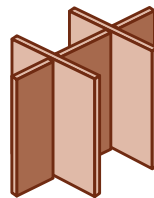
**Z-Partition**



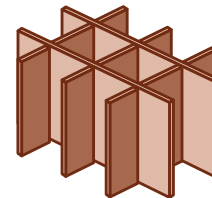
**Closed X**



**Cross X**



**6-Cell Shunted Partitions**



**12-Cell Shunted Partitions**

**Snap the QR Code with your camera**

Learn More About the SF-400B Partition Inserter



## Let's Set Up a Time to Talk

Review your line layout and partition requirements with Wayne Automation. Call us to discuss whether the SF-400B is the right fit for your operation.



605 General Washington Avenue  
Norristown, PA 19403



Call 610-630-8900

Visit us online: [wayneautomation.com](http://wayneautomation.com)